

MIL-C-915 軍規船用電纜

此電纜在英國阿根廷在福克蘭群島戰爭之後，就因英國大型巡洋艦遭飛彈擊中，水兵因黑煙迷漫，且為有毒戴奧辛氣體，以致無法靠近滅火，才導致大型巡洋艦遭一小小飛彈擊沉。之後此電纜均以 M24643 “低煙無毒” (LSFH) 產品取代，僅存少數幾項不常使用之規格。

(替代料號，請參閱佳昭公司網站 MIL-C-24643 資料)

MIL-C-915/1 - Cable, Electrical, 600 Volts, Type CVSF.
MIL-C-915/3 - Cable, Electrical, 300 Volts, Types DCOP and TCOP.
MIL-C-915/5 - Cable, Electrical, 300 Volts, Type DLT.
MIL-C-915/6 - Cable, Electrical, 600 Volts, Types SHOF, DHOF, THOF, and FHOE.
MIL-C-915/7 - Cable, Electrical, Type DSWS.
MIL-C-915/8 - Cable, Electrical, 600 Volts, Types DSS, TSS, FSS and 7SS.
MIL-C-915/9 - Cable, Electrical, 600 Volts, Type JAS.
MIL-C-915/10- Cable, Electrical, 600 Volts, Type MCSF-4.
MIL-C-915/11- Cord, Electrical, 600 Volts, Type MCOS.
MIL-C-915/12- Cable, Electrical, 600 Volts, Type MDU.
MIL-C-915/13- Cable, Electrical, 600 Volts, A.C., Type MDY.
MIL-C-915/14- Cable, Electrical, 600 Volts, Type MHOF.
MIL-C-915/15- Cord, Electrical, 300 Volts, Type MMOP.
MIL-C-915/16- Cord, Electrical Type MRI.
MIL-C-915/17- Cable, Electrical, Type PBTMU (Including Variation Type PBTM).
MIL-C-915/18- Cable, Electrical, 600 Volts, Type SSF.
MIL-C-915/20- Cable, Electrical, 600 Volts, Type TRF.
MIL-C-915/21- Cable, Electrical, 125 Volts, Type TRXF.
MIL-C-915/22- Cable, Electrical, 300 Volts, Type TSP (Including Variation Type TSPA).
MIL-C-915/24- Cable, Electrical, 300 Volts, Type TTOP.
MIL-C-915/25- Cable, Electrical, 300 Volts, Type TTRS (Including Variation Type TTRSA).
MIL-C-915/28- Cable, Electrical, 1000 Volts, Type SSGU (Including Variation Type SSGA).
MIL-C-915/29- Cable, Electrical, 1000 Volts, Type DSGU (Including Variation Type DSGA).
MIL-C-915/30- Cable, Electrical, 1000 Volts, Type TSGU (Including Variation Type TSGA).
MIL-C-915/31- Cable, Electrical, 1000 Volts, Type FSGU (Including Variation Type FSGA).
MIL-C-915/32- Cable, Electrical, 1000 Volts, Type MSCU (Including Variation Types MSCA and MSCS).
MIL-C-915/33- Cable, Electrical, 1000 Volts, Type 6SGU (Including Variation Type 6SGA).
MIL-C-915/34- Cable, Electrical, 1000 Volts, Type 7SGU (Including Variation Type 7SGA).
MIL-C-915/35- Cable, Electrical, Type TCJU and TCTU (Including Variation Types TCJA and TCTA).
MIL-C-915/36- Cable, Electrical, 5000 Volts, Type 5KVTSU (Including Variation Type 5KVTSGA).
MIL-C-915/37- Cable, Electrical, 300 Volts, Type TTSU (Including Variation Type TTSA).
MIL-C-915/38- Cable, Electrical, Type TCJX, TCKX and TCTX.
MIL-C-915/39- Cable, Electrical, Type PI.



佳昭企業有限公司
NEARSON ENTERPRISE CORP.

• TEL:886-2-2957-9823 • FAX:886-2-2957-9712
• <http://www.nearson.com.tw>

MIL-C-915/40- Cable, Electrical, 600 Volts, Type DPS, FPS, TPS and 7PS.
MIL-C-915/41- Cable, Electrical, 600 Volts, Type 2AU (Including Variation Types 2A and 2AUS).
MIL-C-915/42- Cable, Electrical, Type 1S50MU (Including Variation Types 1S50MA and 1S50MUS).
MIL-C-915/43- Cable, Electrical, 300 Volts, Type MU (Including Variation Types MA and MUS).
MIL-C-915/44- Cable, Electrical, Type 1SWU (Including Variation Types 1SWA).
MIL-C-915/45- Cable, Electrical, Type 2SU (Including Variation Types 2SA and 2SUS).
MIL-C-915/46- Cable, Electrical, Type 2SWAU (Including Variation Type 2SWA).
MIL-C-915/47- Cable, Electrical, Type 1SWF.
MIL-C-915/48- Cable, Electrical, Type 2SWF.
MIL-C-915/49- Cable, Electrical, Type 2SWU (Including Variation Type 2SWUA).
MIL-C-915/50- Cable, Electrical, 300 Volts, Type MS (Including Variation Type MSA).
MIL-C-915/51- Cable, Electrical, Type 2SWAU (Including Variation Types 3SA and 3SUS).
MIL-C-915/52- Cable, Electrical, Type 3SU (Including Variation Type 2SWA).
MIL-C-915/53- Cable, Electrical, Type 3SWU (Including Variation Types 3SWA and 3SWUS).
MIL-C-915/54- Cable, Electrical, 600 Volts, Type ECM (Including Variation Type ECMA).
MIL-C-915/55- Cable, Electrical, Type 1S75MU (Including Variation Type 1S75MA).
MIL-C-915/56- Cable, Electrical, Type 1SMU (Including Variation Type 1SMA).
MIL-C-915/57- Cable, Electrical, Type 1SAU (Including Variation Type 1SA).
MIL-C-915/58- Cable, Electrical, 600 Volts, Type MWF.
MIL-C-915/59- Cable, Electrical, Type 1SU (Including Variation Type 1SUA).
MIL-C-915/60- Cable, Electrical, 600 Volts, Type 2SJ, 3SJ, and 4SJ (Including Variation Types 2SJA, 3SJA, and 4SJA).
MIL-C-915/61- Cable, Electrical, Type S2S.
MIL-C-915/62- Cable, Electrical, 600 Volts, Type 3SF.
MIL-C-915/63- Cable, Electrical, 300 Volts, Type 2U (Including Variation Type 2UA).
MIL-C-915/64- Cable, Electrical, 600 Volts, Type 2WAU (Including Variation Type 2WA).
MIL-C-915/65- Cable, Electrical, Type 1SMWU (Including Variation Type 1SMWA).
MIL-C-915/66- Cable, Electrical, 59-Conductor, Type MSPW.
MIL-C-915/67- Cable, Electrical, 59-Conductor, Type MSP.
MIL-C-915/68- Cable, Electrical, 1000 Volts, Two Conductor, Type DNW (Including Variation Type DNWA).
MIL-C-915/69- Cable, Electrical, 1000 Volts, Three Conductor, Type TNW (Including Variation Type TNWA).
MIL-C-915/70- Cable, Electrical, 1000 Volts, Four Conductor, Type FNW (Including Variation Type FNWA).
MIL-C-915/71- Cable, Electrical, 1000 Volts, Multiconductor, Type MNW (Including Variation Type MNWA).
MIL-C-915/72- Cable, Electrical, 300 Volts, Type TPNW (Including Variation Type TPNWA).
MIL-C-915/73- Cable, Electrical, 3000 Volts, Type SRW, DRW, and TRW (Including Variation Types SRWA, DRWA, and TRWA).
MIL-C-915/74- Cable, Electrical, 600 Volts, Type 5SS.
MIL-C-915/75- Cable, Electrical, Type 8NW6 (Including Variation Types 8NWA6).
MIL-C-915/76- Cable, Electrical, Type 4NW8 (Including Variation Types 4NWA8).
MIL-C-915/77- Cable, Electrical, Type 2SWL-7 (Including Variation Types 2SWLA-7).



MIL-C-915/78- Cable, Electrical, Type and Size 2UW-42 (Including Variation Types 2UWA-42 and 2UWS-42).
MIL-C-915/79- Cable, Electrical, Type TPUM-6.
MIL-C-915/80- Cable, Electrical, 300 Volt, Type 2CS.
MIL-C-915/81- Cable, Electrical, One Twisted Pair AWG-20, For Submarine Outboard Use Only (Not for Inboard Use), Type 1PR-A20E.
MIL-C-915/82- Cable, Electrical, One Twisted Pair No. 16, Gauge Fluoropolymer Insulation, For Submarine Outboard Use Only (Not for Inboard Use), Type 1PR-16.
MIL-C-915/83- Cable, Electrical, Seven Twisted Pairs No. 16 Gauge Fluoropolymer Insulation, For Submarine Outboard Use Only (Not for Inboard Use), Type 7PR-16.
MIL-C-915/84- Cable, Electrical, Two Shielded Twisted Pairs No. 16 Gauge, Fluoropolymer Insulation, for Submarine Outboard Use Only (Not for Inboard Use), Type 2SPR-16.
MIL-C-915/85- Cable, Electrical, Three Twisted Pairs No. 16 Gauge Fluoropolymer Insulation, For Submarine Outboard Use Only (Not for Inboard Use), Type 3PR-16
MIL-C-915/86- Cable, Electrical, Twisted Quad No. 16 Gauge, Fluoropolymer Insulation, For Submarine Outboard Use Only (Not for Inboard Use), Type 1Q-16
MIL-C-915/87- Cable, Electrical, Twisted Triad, No. 16 Gauge Fluoropolymer Insulation, For Submarine Outboard Use Only (Not for Inboard Use), Type 1TR-16
MIL-C-915/88- Cable, Electrical, Seven Shielded Twisted Pairs With Overall Shield, No. 16 Gauge, Fluoropolymer Insulation, For Submarine Outboard Use Only (Not for Inboard Use), Type 7SPR-16S.
MIL-C-915/89- Cable, Electrical, One Shielded Twisted Pairs No. 16 Gauge, Fluoropolymer Insulation, For Submarine Outboard Use Only (Not for Inboard Use), Type 1SPR-16S.



佳昭企業有限公司
NEARSON ENTERPRISE CORP.

• TEL:886-2-2957-9823 • FAX:886-2-2957-9712
• <http://www.nearson.com.tw>

TYPE THOF

MIL-C-915/6
3 Conductors, 600 Volts, Non-Watertight Flexing Service

APPLICATIONS:

Type HOF cables are multi conductor oil resistant constructions suitable for flexing service. They may be used in power and lighting applications. These cables are suitable for non-watertight applications and should not be used to penetrate a watertight deck or bulkhead.



SPECIFICATIONS:

1. CONDUCTOR: Stranded bare copper with separator.
2. INSULATION: Synthetic rubber.
3. IDENTIFICATION: Standard identification code by Method 3 or 4.
4. ASSEMBLY: The required number of conductors cabled with fillers and binder tape.
5. OVERALL JACKET: Black polychloroprene, surface marking.
6. AMPACITY: Calculated at 60Hz AC (rms) or DC for 75°C conductor temperature.

NEC Number Type and Size	Conductor Size	Number of Strands	Nominal O.D.		Amps Per Conductor Max.		Approximate Weight Lbs./Ft
	Area (cm)		Min. IN	Max. IN	40°C	50°C	
THOF-42	42,100	209	1.200	1.250	93	86	.958
THOF-400	413,500	2052	2.680	2.800	400	365	5.950
THOF-500	500,000	5054	2.980	3.100	500	450	7.100

NOTE: Conductor temperature not specified in MIL-HDBIC-XXX, cable comparison handbook Electric Shipboard Cable, 1986. Diameters and weights may vary between manufacturers.

TYPE DSWS

MIL-C-915/7
2 Conductors, Shielded Watertight Flexing Service, 14 AWG

APPLICATIONS:

Outboard submersible, for hydrophones, transducers, all types may be used external to the hull.



SPECIFICATIONS:

1. CONDUCTOR: Stranded bare copper.
2. INSULATION: Synthetic rubber.
3. IDENTIFICATION: Standard identification code by Method 3.
4. COVERING: Optional clear polyamide.
5. ASSEMBLY: Two conductors cabled with removable fillers of synthetic rubber-like compound.
6. SHIELD: Binder tape, tin-coated copper shielding braid.
7. OVERALL JACKET: Black synthetic rubber plus polychloroprene or other construction to meet electrical requirements, surface marking.

NEC Number Type and Size	Nominal O.D.		Approx. Weight Lbs./Ft.
	Min. IN	Max. IN	
DSWS-4	0.770	0.800	.050

Note: Diameters and weights may vary between manufacturers.



佳昭企業有限公司
 NEARSON ENTERPRISE CORP.

• TEL:886-2-2957-9823 • FAX:886-2-2957-9712
 • <http://www.nearson.com.tw>

TYPE DSS, TSS, FSS, 7SS

MIL-C-915/8

2 Through 7 Conductors with Overall Shield

600 Volts, Watertight, Flexing Service

APPLICATIONS:

Outboard submersible, for hydrophones and transducers, all types may be used external to the hull.



SPECIFICATIONS:

1. CONDUCTOR: Stranded tin-coated copper.
2. INSULATION: Synthetic rubber.
3. IDENTIFICATION: Special identification code by Method 3.
4. ASSEMBLY: The required number of conductors cabled with removable rubber fillers.
5. BELT: Removeable synthetic rubber.
6. SHIELD: Braided tin-coated copper.
7. OVERALL JACKET: Black polychloroprene or chlorosulfonated polyethylene, surface marking.
8. AMPACITY: Calculated at 60Hz AC (rms) or DC for 75°C conductor temperature.

NEC Number Type and Size	Number of Conductors	Conductor Size	Overall Jacket Thickness	Nominal O.D.		Amps Per Conductor		Approximate Weight Lbs./Ft
		AWG Equiv.	IN	Min. IN	Max. IN	40°C	50°C	
DSS-2	2	18	.020	.370	.390	6	5	.120
DSS-3	2	16	.025	.480	.500	9	8	.160
DSS-4	2	14	.025	.480	.500	11	11	.180
TSS-2	3	18	.020	.385	.400	6	5	.140
TSS-3	3	16	.025	.480	.500	9	8	.180
TSS-4	3	14	.025	.480	.500	13	11	.200
FSS-2	4	18	.020	.480	.500	5	4	.180
FSS-3	4	16	.025	.480	.500	8	7	.210
FSS-4	4	14	.025	.600	.625	13	11	.240
7SS-2	7	18	.020	.600	.625	--	--	.185

NOTE: Conductor temperature not specified in MIL-HDBIC-XXX, cable comparison handbook Electric Shipboard Cable, 1986. Diameters and weights may vary between manufacturers.




佳昭企業有限公司
NEARSON ENTERPRISE CORP.

· TEL:886-2-2957-9823 · FAX:886-2-2957-9712
· <http://www.nearson.com.tw>

TYPE TRF

MIL-C-915/20
Single Conductor, 600 Volts
Non-Watertight, Flexing Service



APPLICATIONS:
 Welding electrode circuit.

SPECIFICATIONS:

1. CONDUCTOR: Stranded bare copper with separator
2. INSULATION: Synthetic rubber, optional tape, reinforcement.
3. OVERALL JACKET: Polychloroprene bonded to underlying insulation.
4. AMPACITY: Calculated at 60HZ AC (rms) or DC for 75°C conductor temperature.

NEC Number Type and Size	Conductor Size and Stranding		Insulation Thickness IN	Cond. Resist. Per 1000 Ft. Max. Ohms	Nominal O.D. Max. IN	Amps Per Conductor		Approximate Weight Lbs./Ft
	Navy	AWG(Eq.)				40°C	50°C	
TRF-105	105(259)	#1/0	.075	.108	.76	143	121	.510
TRF-133	133(259)	#2/0	.075	.0856	.81	167	141	.618
TRF-168	168(427)	#3/0	.075	.0681	.86	201	170	.704

NOTE: Conductor temperature not specified in MIL-HDBIC-XXX, cable comparison handbook Electric Shipboard Cable, 1986. Diameters and weights may vary between manufacturers.

TYPE TRXF

MIL-C-915/21
Single Conductor, 125 Volts
Non-Watertight, Flexing Service



APPLICATIONS:
 Welding electrode circuit.

SPECIFICATIONS:

1. CONDUCTOR: Stranded bare copper with separator
2. OVERALL JACKET: Polychloroprene.
3. AMPACITY: Calculated at 60HZ AC (rms) or DC for 75°C conductor temperature.

NEC Number Type and Size	Conductor Size and Stranding		Nominal O.D. Max. IN	Cond. Resist. Per 1000 Ft. Max. Ohms	Amps Per Conductor		Approximate Weight Lbs./Ft
	Navy	AWG(Eq.)			40°C	50°C	
TRXF-84	84(2107)	#1	.60	.138	130	110	360
TRXF-105	105(2646)	#1/0	.68	.108	143	121	460
TRXF-133	133(3325)	#2/0	.75	.0876	167	141	570

NOTE: Conductor temperature not specified in MIL-HDBIC-XXX, cable comparison handbook Electric Shipboard Cable, 1986. Diameters and weights may vary between manufacturers.



佳昭企業有限公司
NEARSON ENTERPRISE CORP.

• TEL:886-2-2957-9823 • FAX:886-2-2957-9712
 • <http://www.nearson.com.tw>

TYPE 1SWF

MIL-C-915/47
 2 Shielded Singles, Watertight
 Flexing Service, 22 AWG

APPLICATIONS:
 Outboard submersible, for hydrophones, transducers, and telephone lines in the weather. Also for shielded circuits in combat systems, interior communications, lighting and power circuits.



- SPECIFICATIONS:**
1. CONDUCTOR: Stranded bare copper.
 2. INSULATION: Natural polyethylene.
 3. SHIELD: Bare copper braided.
 4. SHIELD INSULATION: Polyester tape plus clear polyamide jacket or two polyester tapes.
 5. IDENTIFICATION: Standard identification code by Method 2.
 6. ASSEMBLY: One black and one white conductor cabled with removable non-fibrous fillers, binder tape.
 7. OVERALL JACKET: Arctic black polychloroprene, surface marking.


NEC Number Type and Size	Number of Conductors	Nominal O.D.		Approx. Weight Lbs./Ft.
		Min. IN	Max. IN	
1SWF-2	2	.600	.625	.188

Note: Diameters and weights may vary between manufacturers.

TYPE 2SWF

MIL-C-915/48
 3, 4, and 7 Shielded Pairs, Watertight
 Flexing Service, 22 AWG

APPLICATIONS:
 Outboard submersible, for hydrophones, transducers, and telephone lines in the weather. Also for shielded circuits in combat systems, interior communications, lighting and power circuits.



- SPECIFICATIONS:**
1. CONDUCTOR: Stranded tin-coated copper.
 2. INSULATION: Black and white polyethylene.
 3. INSULATION JACKET: Clear polyamide.
 4. PAIR: One black and one white conductor cabled to form pair.
 5. SHIELD: Optional binder, braided tin-coated copper shield.
 6. SHIELD INSULATION: Polyester tape plus clear polyamide jacket or two sealed polyester tapes.
 7. IDENTIFICATION: Standard identification code by Method 2.
 8. ASSEMBLY: The required number of shielded pairs cabled consecutively with removable non-fibrous fillers.
 9. BINDER: Synthetic rubber compound filled binder with adherent surface.
 10. OVERALL JACKET: Arctic type black polychloroprene, surface marking.

NEC Number Type and Size	Number of Pairs	Overall Jacket Thickness	Nominal O.D.		Approx. Weight Lbs./Ft.
		Min. IN	Min. IN	Max. IN	
2SWF-3	3	.100	.600	.625	.200
2SWF-4	4	.090	.600	.625	.211
2SWF-7	7	.110	.780	.815	.366

Note: Diameters and weights may vary between manufacturers.



佳昭企業有限公司
 NEARSON ENTERPRISE CORP.

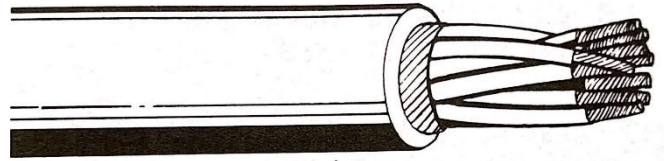
• TEL:886-2-2957-9823 • FAX:886-2-2957-9712
 • <http://www.nearson.com.tw>

TYPE MWF

MIL-C-915/58
7 through 37 Conductors, 600 Volts, Watertight Flexing Service, 18 AWG

APPLICATIONS:

Outboard submersible, for hydrophones, transducers, and telephone lines in the weather.



SPECIFICATIONS:

1. CONDUCTOR: Stranded tin-coated copper.
2. INSULATION: Synthetic rubber or crosslinked polyethylene.
3. INSULATION JACKET: Clear polyamide.
4. IDENTIFICATION: Standard identification code by Method 1.
5. ASSEMBLY: The required number of conductors cabled consecutively with removable non-fibrous fillers and binder tape.
6. OVERALL JACKET: Artic type black neoprene, surface marking.
7. AMPACITY: Calculated at 60HZ AC (rms) or DC for 75°C conductor temperature.

NEC Number Type and Size	Number Of Conductors	Overall Jacket Thickness	Nominal O.D.		Amps Per Conductor Max.		Approximate Weight Lbs./Ft
			IN	Min. IN	Max. IN	40°C	
MWF-7	7	.060	.480	.500	1.5	1.5	.145
MWF-10	10	.065	.605	.635	2.0	2.0	.230
MWF-14	14	.065	.605	.635	2.0	2.0	.250
MWF-19	19	.085	.710	.745	2.5	2.5	.350
MWF-24	24	.085	.800	.836	2.5	2.5	.430
MWF-30	30	.110	.905	.945	3.0	3.0	.550
MWF-37	37	.110	1.005	1.045	3.5	3.5	.680


NOTE: Conductor temperature not specified in MIL-HDBIC-XXX, cable comparison handbook Electric Shipboard Cable, 1986. Diameters and weights may vary between manufacturers.

TYPE S2S

MIL-C-915/61
1 Conductor, Watertight Flexing Service

APPLICATIONS:

Special purpose.



SPECIFICATIONS:

1. CONDUCTOR: 1. Stranded tin-coated copper-covered steel.
2. INSULATION: Butyl rubber
3. SHIELD: Braided tin-coated copper clad steel.
4. OVERALL JACKET: Inner layer of butyl rubber bonded to outer layer of arctic type black polychloroprene.

NEC Number Type and Size	Conductor Size		Nominal O.D.		Approximate Weight Lbs./Ft
	AWG Equiv.	Min. IN	Max. IN		
S2S	18	.480	.500		.149

Note: Diameters and weights may vary between manufacturers.



佳昭企業有限公司
NEARSON ENTERPRISE CORP.

• TEL:886-2-2957-9823 • FAX:886-2-2957-9712
• <http://www.nearson.com.tw>

MILITARY SHIPBOARD CABLES

TYPE 5SS

MIL-C-915/74

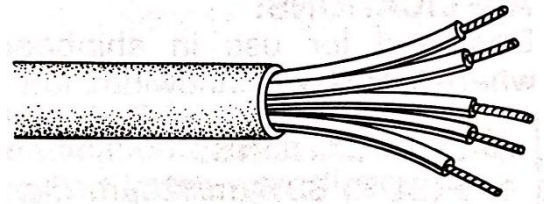
5 Conductors (4 Singles and 1 Shielded Single)

With Overall Shield, 600 Volts

Watertight, Non-Flexing Service

APPLICATIONS:

Special purpose.



SPECIFICATIONS:

1. CONDUCTOR: Stranded tin-coated copper with separator.
2. INSULATION: Synthetic rubber.
3. IDENTIFICATION: Color identification by Method 3 with two conductors white and one each black, red and green.
4. SHIELD: Braided of tin-coated copper on one white conductor only with shield insulation of polyester tape.
5. ASSEMBLY: The five conductors cabled around a moisture-resistant jute center.
6. BINDER: Double-faced rubber-filled cotton binder tape.
7. SHIELD: Overall braided of tin-coated copper.
8. SHIELD INSULATION: Polyester tape.
9. OVERALL JACKET: Polychloroprene, embossed surface marking.

NEC Number Type and Size	Conductor Size	Nominal O.D.	Approx. Weight Lbs./Ft.
	AWG	Max. IN	
5SS	18	.560	.240

Note: Diameters and weights may vary between manufacturers.



佳昭企業有限公司

NEARSON ENTERPRISE CORP.

• TEL:886-2-2957-9823 • FAX:886-2-2957-9712
• <http://www.nearson.com.tw>